

COMBINATION OF COLOUR & DEPTH CREATES A LUXURIOUS
HIGHLY POLISHED DECORATIVE PLASTER FINISH.



PRODUCT INFORMATION

- Suitable for interior or exterior use on either new or previously painted walls that have been properly prepared.
- Glossy water resistant finish
- Tinted to a selected colour range.
- Accentuate design elements through imaginative paneling and the creation of contrasting bands.
- Eco friendly, water based, LOW VOC LEVEL[17 g/L]
- Made to order, supplied ready to use.
- Combination of steel trowel and spatula application.



PRODUCT CODE AS038

PRODUCT DATA INFORMATION SHEET

PRODUCT DESCRIPTION

Marmoran Decor Classica Florentina is a superior decorative coating based on a pure acrylic resin. When applied correctly, Decor Classica Florentina creates a glazed spatula effect, which can vary depending on the way it is applied and the effect desired. Marmoran Decor Classica Florentina has built in additives that result in a glossy water resistant finish.

FEATURES & BENEFITS

- extremely tough and durable
- outstanding flexible qualities
- superior alkali resistance
- excellent weather and ultraviolet resistance
- controlled water vapour permeability enabling the substrate to “breathe”
- superior adhesion to all suitably primed substrates
- excellent impact and abrasion resistance
- rapid drying properties in both low and high temperatures
- water-based, low odour
- non-hazardous, non-toxic, environment friendly
- **LOW VOC LEVEL**

USES

- Designed for interior and exterior to a variety of suitably prepared substrates, ALWAYS ensure that the surface is clean, dry and sound.

COLOUR

- Available in selected colour range, see page 5

PACKAGING

- 2, 8 & 32 kg containers.

GENERAL CONSIDERATION REGARDING APPLICATION

CLIMATIC CONDITIONS

Adequate protection should be provided against rain and sub-zero temperatures for a period of not less than 24 hours after application.

The coating should never be applied during adverse weather conditions, or on wet surfaces. Even if the weather seems fit for painting, there may be condensation if the temperature of the substrate is at or below the dew point

(temperature at which the atmospheric humidity condenses e.g. as dew) the product should only be applied when the temperature of the substrate is at least 2 deg C above dew point. In hot climates, the coating should be applied during the morning and late afternoon hours and if possible away from direct sunlight.

Variations in temperatures will affect drying times.

BATCH CONTROL

It is the responsibility of the contractor to ensure colour consistency.

It is recommended that sufficient material to complete the project be ordered where possible to eliminate possible colour variation. Where this is not practical, sufficient material to complete an elevation should be ordered with any excess used as the first coat on the subsequent elevation.

GENERAL PRECAUTIONS

Expansion/control joints should be sealed before painting and should be finished with a compound which will accept water based finishing products. A suitable Marmoran Primer may then be applied directly over these joints. Always allow for drying times between coats

APPLICATION

- Prepare the substrate by removing all loose and friable matter.
- Stop and fill with Masonry Filler where required.
- Ensure that the surface is clean, dry and sound.
- On raw plaster, apply one coat of Marmoran Acrylic Primer and allow to cure for at least 16 hours.
- On previously painted surfaces, spot prime exposed areas and fill with Masonry filler
- Using a steel trowel, apply 1 coat of **Décor Classica** tinted to the required colour at a thickness of 1.5-2mm.
- Allow to cure for at least 16 hours.
- Using a 400 grit sandpaper, sand lightly to a smooth and even finish.
- Wipe off any dust or loose matter.
- Using a 8 cm wide stainless steel spatula knife or spackle, apply the Décor Classica ***in thin strokes in one direction.***
- Now repeat this technique but in the opposite direction ensuring an overlap with the previous application.
- Allow to cure for at least 16 hours.
- Using a 600 grit sandpaper, sand lightly Wipe off any dust or loose matter.
- Polish to a smooth finish using a spatula.

Décor Classica Florentina is a Specialised Designer Product and is to be applied by a Trained Marmoran Licensed Applicator only.

SURFACE PREPARATION and SPECIFICATION

New Work and Redecoration: Prepare substrate by removing all loose and friable matter. Rake out any cracks. Stop and fill with Marmoran Masonry Filler to match existing or as specified

SPECIFICATION FOR MARMORAN DÉCOR CLASSICA FLORENTINA

New Work and Redecoration

Prepare substrate by removing all loose and friable particles. Stop and fill appropriately. Ensure that the surface is clean, dry and sound. On raw plaster apply 1 coat of Marmoran Acrylic Primer and allow to cure for at least 16 hours. On previously painted, rake out cracks and fill all imperfections using Marmoran Masonry Filler. See Surface Preparation.

Prime the surface accordingly. Apply Décor Classica Florentina as per manufacturer's instructions.

PRODUCT DATA

Composition	Acrylic Copolymer resin, Additives, fillers
Solvent Type	Water
Drying Times @ 25 deg C, 65% RH (see note 1)	
Surface Dry	4 hours
Hard Dry	12-16 hours
Over coating Time	12-24 hours
Theoretical Spreading Rates (see note 2)	1.5-2.0 kg / m ²
VOC LEVEL	17 g/L 0.95%
Shelf Life and Storage	6 - 8 Months in unopened containers. Store in a cool dry and well ventilated place away from excessive heat or open flame. Do not allow to freeze.

Note 1: Higher temperatures will accelerate the drying times (approximately halved for every 10 deg C increase)
Lower temperatures will retard the drying times (approximately doubled for every 10 deg C decrease)

Note 2: This figure is indicative, and subject to applicator skill and substrate type and condition.
Actual spread rates must therefore be determined by the Applicator.


TRANSPORT This product is non hazardous in accordance with Transportation and Classification of Dangerous Goods Act (1996)

HANDLING & SAFETY This product is water based and non-toxic. Keep out of reach of children. It does contain chemicals that may be irritants to mammalian tissue. Appropriate protective clothing must be worn. Protect eyes and skin from exposure. If the product is being sprayed, ensure adequate ventilation and ensure the use of proper ventilated masks. Wash spillages immediately with water. Do not induce vomiting if swallowed. Consult a physician if irritation of skin persists or if product is ingested. Gather up environmental spillages, and dispose of in accordance with regulations of the local authorities.

DISCLAIMER

All information contained herein is given in good faith, based on our specialised knowledge and experience. We reserve the right to effect changes to product and specification alike in the interest of product development and improving technology.

THE PATTERNING CAN VARY DRAMATICALLY DEPENDING ON THE APPLICATION TOOL AND TECHNIQUE EMPLOYED. BELOW ARE SAMPLES OF THE VARIOUS COLOURS IN OUR RANGE – DUE TO PRINT OR SCREEN DIFFERENCES IT IS ADVISABLE TO REQUEST AN A4 SAMPLE PANEL.



Nantia Light



Nantia Medium



Nantia Dark



Lilano Light



Lilano Medium



Lilano Dark



Martono Light



Martono Med



Martono Dark



Fabia Light



Fabia Medium



Fabia Dark



Pietro Light



Pietro Medium




Pietro Dark



Angelo Light



Angelo Med




Angelo Dark



Santina Light



Santina Med



Santina Dark



Tigli Light



Tigli Medium



Tigli Dark



Valentina Light



Valentina Med



Valentina Dark



Vento Light



Vento Medium



Vento Dark